
Machine Learning

Lecture Notes on Clustering (I) *2016-2017*

Davide Eynard

`davide.eynard@usi.ch`

Institute of Computational Science
Università della Svizzera italiana

– p. 1/29

Today's Outline

- clustering definition and application examples
- clustering requirements and limitations
- clustering algorithms classification
- distances and similarities
- our first clustering algorithm: K-means

– p. 2/29

Clustering: a definition

“The process of organizing objects into *groups* whose members are *similar in some way*”

J.A. Hartigan, 1975

“An algorithm by which objects are grouped in *classes*, so that intra-class *similarity* is maximized and inter-class similarity is minimized”

J. Han and M. Kamber, 2000

“... grouping or segmenting a collection of objects into subsets or *clusters*, such that those within each cluster are more closely *related* to one another than objects assigned to different clusters”

T. Hastie, R. Tibshirani, J. Friedman, 2009

– p. 3/29

Clustering: a definition

- Clustering is an *unsupervised learning* algorithm
 - “**Exploit regularities** in the inputs to **build a representation** that can be used for reasoning or prediction”
- Particular attention to
 - *groups/classes* (vs *outliers*)
 - *distance/similarity*
- What makes a good clustering?
 - No (independent) best criterion
 - **data reduction** (find representatives for homogeneous groups)
 - **natural data types** (describe unknown properties of natural clusters)
 - **useful data classes** (find useful and suitable groupings)
 - **outlier detection** (find unusual data objects)

– p. 4/29

(Some) Applications of Clustering

- Market research
 - find groups of customers with similar behavior for targeted advertising
- Biology
 - grouping of plants and animals given their features
- Insurance, telephone companies
 - group customers with similar behavior
 - identify frauds
- On the Web:
 - document classification
 - cluster Web log data to discover groups of similar access patterns
 - recommendation systems ("If you liked this, you might also like that")

– p. 5/29

Example: Clustering (CDs/Movies/Books/...)

- Intuitively: users prefer some (music/movie/book/...) categories, but what are categories actually?
- Represent an item by the users who (like/rent/buy) it
- Similar items have similar sets of users, and vice-versa
- Think of a space with one dimension for each user (values in a dimension may be 0 or 1 only)
- An item point in the space is (x_1, x_2, \dots, x_k) , where $x_i = 1$ iff the i^{th} user liked it
- Items are similar if they are close in this k -dimensional space
- Exploit a clustering algorithm to group similar items together

– p. 6/29


Requirements

- Scalability
- Dealing with different types of attributes
- Discovering clusters with arbitrary shapes
- Minimal requirements for domain knowledge to determine input parameters
- Ability to deal with noise and outliers
- Insensitivity to the order of input records
- High dimensionality
- Interpretability and usability

– p. 7/29

Question

What if we had a dataset like this?



– p. 8/29

Problems

There are a number of problems with clustering. Among them:

- current clustering techniques do not address all the requirements adequately (and concurrently);
- dealing with large number of dimensions and large number of data items can be problematic because of time complexity;
- the effectiveness of the method depends on the definition of *distance* (for distance-based clustering);
- if an obvious distance measure does not exist we must define it (which is not always easy, especially in multi-dimensional spaces);
- the result of the clustering algorithm (that in many cases can be arbitrary itself) can be interpreted in different ways (see Boyd, Crawford: "Six Provocations for Big Data": pdf, video).

– p. 9/29

Clustering Algorithms Classification

- Exclusive vs Overlapping
- Hierarchical vs Flat
- Top-down vs Bottom-up
- Deterministic vs Probabilistic
- Data: symbols or numbers

– p. 10/29

Distance Measures

Two major classes of distance measure:

- Euclidean
 - A Euclidean space has some number of real-valued dimensions and "dense" points
 - There is a notion of *average* of two points
 - A Euclidean distance is based on the locations of points in such a space
- Non-Euclidean
 - A Non-Euclidean distance is based on properties of points, but not on their *location* in a space

- p. 11/29

Distance Measures

Axioms of a Distance Measure:

- d is a *distance measure* if it is a function from pairs of points to reals such that:
 1. $d(x, y) \geq 0$
 2. $d(x, y) = 0$ iff $x = y$
 3. $d(x, y) = d(y, x)$
 4. $d(x, y) \leq d(x, z) + d(z, y)$ (triangle inequality)

- p. 12/29

Distances vs Similarities

- Distances are normally used to measure the similarity or dissimilarity between two data objects...
- ... However they are two different things!
- e.g. dissimilarities can be judged by a set of users in a survey
 - they do not necessarily satisfy the triangle inequality
 - they can be 0 even if two objects are not the same
 - they can be asymmetric (in this case their average can be calculated)

- p. 13/29

Similarity through distance

- Simplest case: one numeric attribute A
 - $Distance(X, Y) = A(X) - A(Y)$
- Several numeric attributes
 - $Distance(X, Y) =$ Euclidean distance between X and Y
- Nominal attributes
 - Distance is set to 1 if values are different, 0 if they are equal
- Are all attributes equally important?
 - Weighting the attributes might be necessary

- p. 14/29

Distances for numeric attributes

- **Minkowski distance:**

$$d_{ij} = \sqrt[q]{\sum_{k=1}^n |x_{ik} - x_{jk}|^q}$$

- where $i = (x_{i1}, x_{i2}, \dots, x_{in})$ and $j = (x_{j1}, x_{j2}, \dots, x_{jn})$ are two p -dimensional data objects, and q is a positive integer
- if $q = 1$, d is **Manhattan distance**:

$$d_{ij} = \sum_{k=1}^n |x_{ik} - x_{jk}|$$

- p. 16/29

Distances for numeric attributes

- **Minkowski distance:**

$$d_{ij} = \sqrt[q]{\sum_{k=1}^n |x_{ik} - x_{jk}|^q}$$

- where $i = (x_{i1}, x_{i2}, \dots, x_{in})$ and $j = (x_{j1}, x_{j2}, \dots, x_{jn})$ are two p -dimensional data objects, and q is a positive integer
- if $q = 2$, d is **Euclidean distance**:

$$d_{ij} = \sqrt[2]{\sum_{k=1}^n |x_{ik} - x_{jk}|^2}$$

- p. 17/29

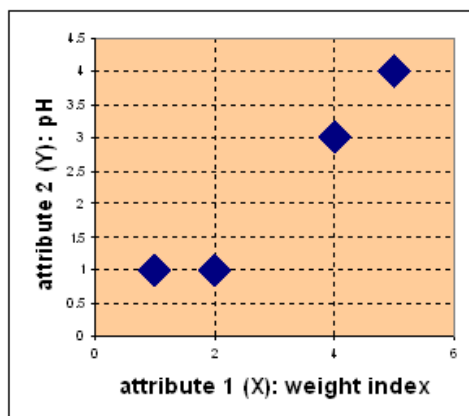
K-Means Algorithm

- One of the simplest unsupervised learning algorithms
- Assumes Euclidean space (*works with numeric data only*)
- Number of clusters fixed a priori
- **How does it work?**
 1. Place K points into the space represented by the objects that are being clustered. These points represent initial group *centroids*.
 2. Assign each object to the group that has the closest centroid.
 3. When all objects have been assigned, recalculate the positions of the K centroids.
 4. Repeat Steps 2 and 3 until the centroids no longer move.

– p. 18/29

K-Means: A numerical example

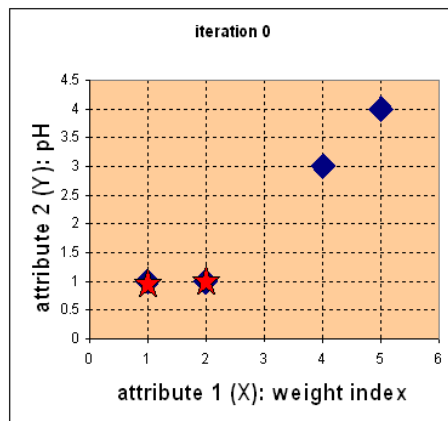
Object	Attribute 1 (X)	Attribute 2 (Y)
Medicine A	1	1
Medicine B	2	1
Medicine C	4	3
Medicine D	5	4



– p. 19/29

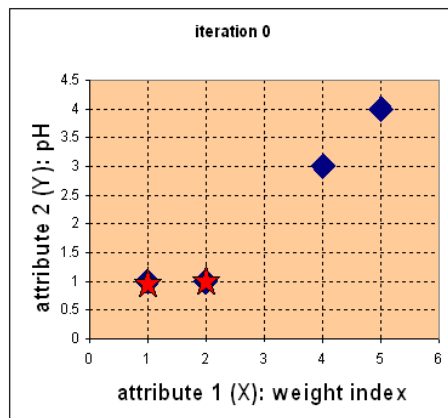
K-Means: A numerical example

- Set initial value of centroids
 - $c_1 = (1, 1)$, $c_2 = (2, 1)$



K-Means: A numerical example

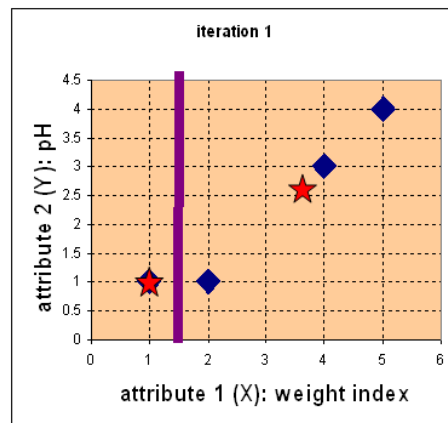
- Calculate Objects-Centroids distance
 - $D^0 = \begin{bmatrix} 0 & 1 & 3.61 & 5 \\ 1 & 0 & 2.83 & 4.24 \end{bmatrix}$ $c_1 = (1, 1)$
 $c_2 = (2, 1)$



K-Means: A numerical example

- Object Clustering

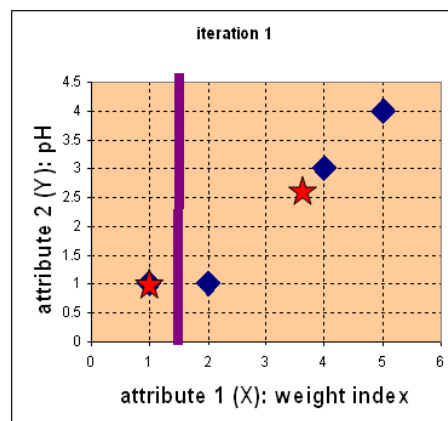
- $G^0 = \begin{bmatrix} 1 & 0 & 0 & 0 \\ 0 & 1 & 1 & 1 \end{bmatrix}$ $\begin{matrix} \text{group1} \\ \text{group2} \end{matrix}$



K-Means: A numerical example

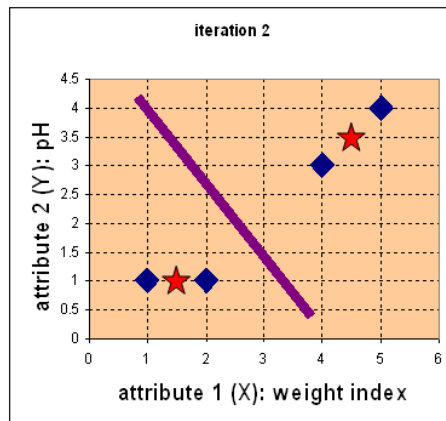
- Determine new centroids

- $c_1 = (1, 1)$
 - $c_2 = \left(\frac{2+4+5}{3}, \frac{1+3+4}{3} \right) = \left(\frac{11}{3}, \frac{8}{3} \right)$



K-Means: A numerical example

- $D^1 = \begin{bmatrix} 0 & 1 & 3.61 & 5 \\ 3.14 & 2.36 & 0.47 & 1.89 \end{bmatrix}$ $c_1 = (1, 1)$
 $c_2 = (\frac{11}{3}, \frac{8}{3})$
- $G^1 = \begin{bmatrix} 1 & 1 & 0 & 0 \\ 0 & 0 & 1 & 1 \end{bmatrix} \Rightarrow c_1 = (\frac{1+2}{2}, \frac{1+1}{2}) = (1.5, 1)$
 $c_2 = (\frac{4+5}{2}, \frac{3+4}{2}) = (4.5, 3.5)$



- p. 24/29

K-Means: Summary

- Advantages:
 - Simple, understandable
 - Relatively efficient: $O(tkn)$, where n is #objects, k is #clusters, and t is #iterations ($k, t \ll n$)
 - Often terminates at a local optimum
- Disadvantages:
 - Works only when mean is defined (what about categorical data?)
 - Need to specify k , the number of clusters, in advance
 - Unable to handle noisy data (too sensible to outliers)
 - Not suitable to discover clusters with non-convex shapes
 - Results depend on the metric used to measure distances and on the value of k
- Suggestions
 - Choose a way to initialize means (i.e. randomly choose k samples)
 - Start with *distant* means, run many times with different starting points
 - Use another algorithm ;-)

- p. 26/29

K-Means application: Vector Quantization

- Used for image and signal compression
- Performs *lossy compression* according to the following steps:
 - break the original image into $n \times m$ blocks (e.g. 2x2);
 - every fragment is described by a vector in $\mathbb{R}^{n \cdot m}$; (\mathbb{R}^4 for the example above)
 - K-Means is run in this space, then each of the blocks is approximated by its closest cluster centroid (called *codeword*);
 - NOTE: the higher K is, the better the quality (and the worse the compression!).
Expected size for the compressed data: $\log_2(K)/(4 \cdot 8)$.

- p. 27/29

Bibliography

- "Metodologie per Sistemi Intelligenti" course - Clustering Tutorial Slides by P.L. Lanzi
- "Data mining" course - Clustering, Part I Tutorial slides by J.D. Ullman
- Satnam Alag: "Collective Intelligence in Action" (Manning, 2009)
- Hastie, Tibishirani, Friedman: "The Elements of Statistical Learning: Data Mining, Inference, and Prediction"

- p. 28/29